



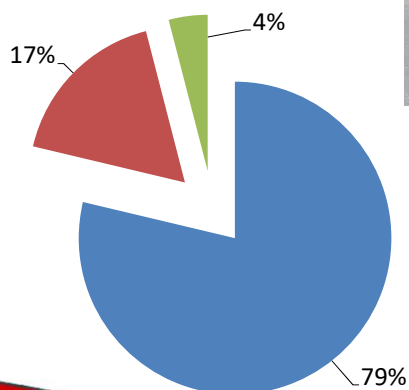
Core Policing Functions

- Crime prevention
- Law enforcement
- Victim assistance
- Public order maintenance
- Emergency response services
- Administration and infrastructure



To Serve & Protect

Staff Deployment



- Operations
- Support
- Administration



To Serve & Protect

Distribution of Staff

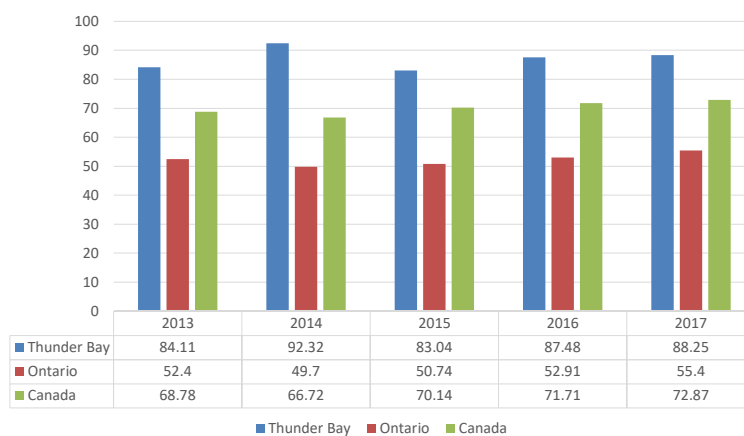
| | Sworn | Civilian | Total |
|------------------------|------------|------------|------------|
| H.R. | | 1 | 1 |
| Finance & Support | | 4.6 | 4.6 |
| Executive Services | 1 | 5 | 6 |
| Administration | 7 | 6 | 13 |
| Corporate Services | 1 | 23.2 | 24.2 |
| Court | 11 | 16.6 | 27.6 |
| Criminal Investigation | 43 | 4.6 | 47.6 |
| Community Services | 34 | 33 | 67 |
| Uniform Patrol | 124 | 9 | 133 |
| | 221 | 103 | 324 |

*Authorized
Strength
2017*



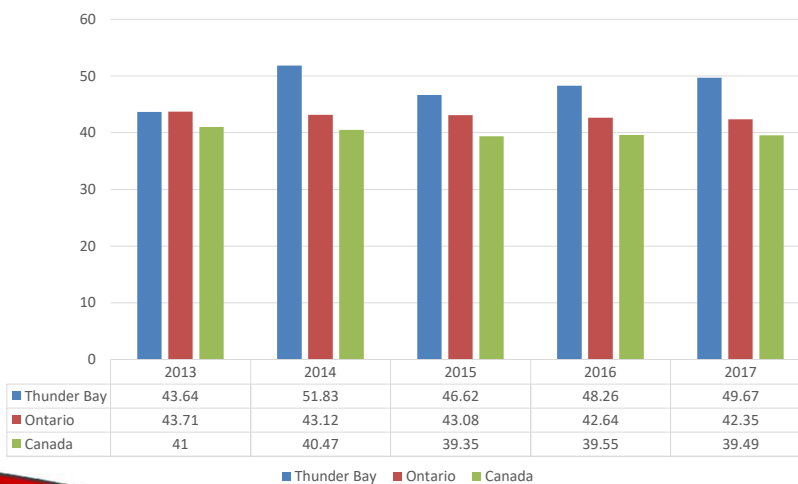
To Serve & Protect

Crime Severity Index - Overall



To Serve & Protect

Weighted Clearance Rate

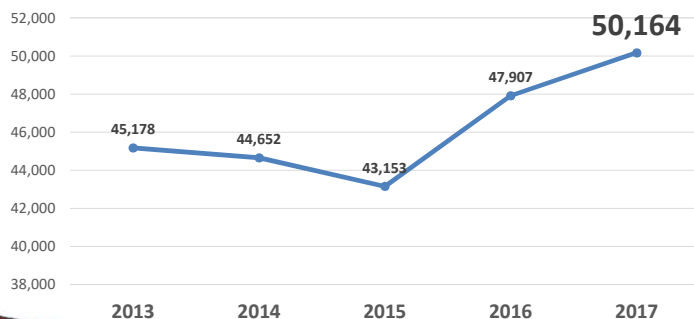


To Serve & Protect

Calls for Service

TBPS Jurisdiction – City of Thunder Bay & Municipality of Oliver Paipooonge
Total Population – 115,905

All Calls



To Serve & Protect

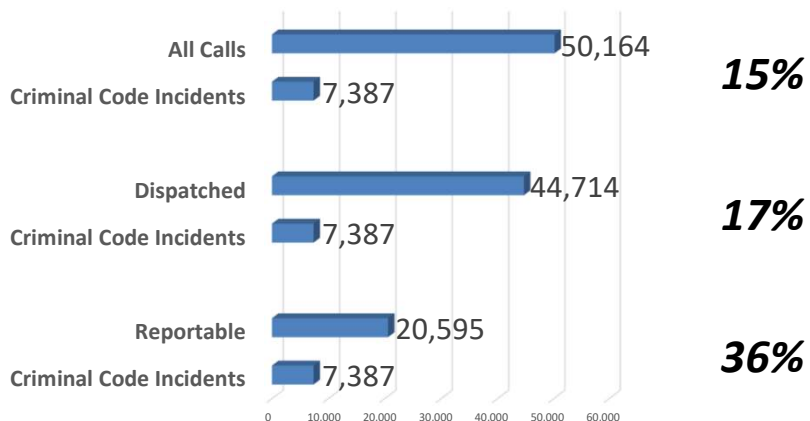
Criminal Code Incidents

| | 2017 |
|----------------|--------------|
| Violent Crime | 1,891 |
| Property Crime | 3,795 |
| Other | 1,701 |
| Total | 7,387 |



To Serve & Protect

Calls For Service Vs Criminal Code Incidents



2017 Data



To Serve & Protect

Community Challenges



To Serve & Protect

Community Challenges



Disorder

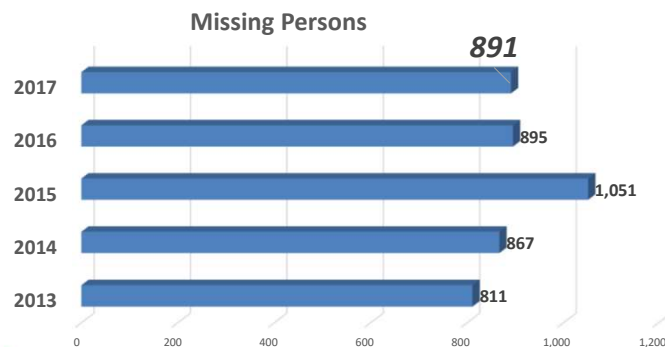
- Addictions
- Mental Health
- Social Issues



To Serve & Protect

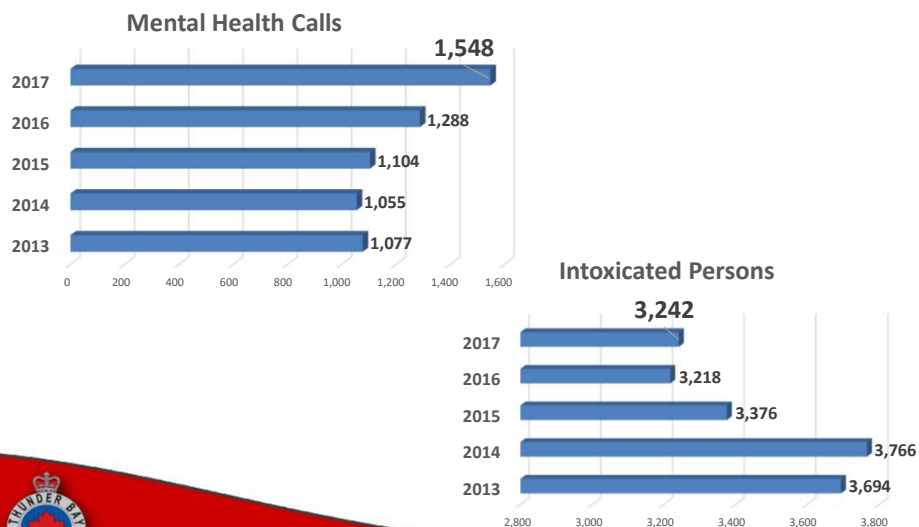
Challenging Calls for Service

- Non-Criminal – High impact on resources



To Serve & Protect

Non-Criminal – High impact on resources



To Serve & Protect

Community Challenges



Safety

- Traffic
- Missing Persons



To Serve & Protect

Road Safety

| Motor Vehicle Collisions | |
|--------------------------|--------------|
| Fatal | 3 |
| Personal Injury | 434 |
| Property Damage | 2,885 |
| Non-Reportable | 242 |
| Other | 7 |
| Total | 3,571 |



| Impaired Driving | |
|--------------------------------|-----|
| All Impaired Driving Incidents | 208 |

2017 Statistics

| Funded R.I.D.E. Program | |
|---------------------------------|-------|
| Number of Vehicles Checked | 4,147 |
| 12 hr. Suspension/Warning Range | 17 |
| Impaired Drivers | 26 |



To Serve & Protect

Cannabis – October 17

- Impaired Driving – Issues
- Enforcement & Education
- Increased costs for police
 - New drug testing devices
 - Training



To Serve & Protect

Community Challenges



Crime

- Violence
- Drug Trafficking
- Gangs
- Organized Crime
- Victimization



To Serve & Protect

Community Challenges

Drugs = Gangs, Guns & Organized Crime

From January to August 2018:

- 52 persons arrested
- 47 persons charged
- All 52 were from Southern Ontario and Western Canada
- 9 firearms seized including 8 semi-automatic handguns – all fully functional
- Over \$1,000,000 in cash
- Nearly \$1,000,000 in drugs



To Serve & Protect

Community Challenges

Drugs = Gangs, Guns & Organized Crime

From October to December 2018: (with the joint task force in place)

- An additional 216 criminal code and CDSA charges were laid
- 45 people confirmed or suspected gang members from Southern Ontario
- \$445,100 in drugs seized
- 8 firearms seized and 2 replica weapons



To Serve & Protect

Finding Solutions

Community Connections

- Crime Prevention Council
- Youth Inclusion Program
- Joint Mobile Crisis Response Team
- Thunder Bay Situation Table
- Thunder Bay Anti-Racism and Inclusion Accord
- Zone Watch Program



To Serve & Protect

Finding Solutions

Indigenous Partnerships – Working Together

- Fort William First Nation
- Matawa Learning Centre
- Dennis Franklin Cromarty High School
- Nishnawbe Aski Nation
- Named Indigenous Partners (7 Youth Inquest)
- North Caribou First Nation
- Ontario Native Women's Association
- Dilico Anishinabek Family Care Indigenous Friendship Centre
- First Nation Policing Services

(To name just a few)



To Serve & Protect

Initiatives

7 First Nation Youth Inquest Recommendations

- Working with our community partners
- Updated missing person policy & public education
- LCBO Campaign
- Northern community visits
- Watercourse safety audit



To Serve & Protect

Initiatives

Floodway Patrol

- *Began in the fall of 2016*



| | Incidents | Persons Encountered |
|--------------------------|-----------|---------------------|
| 2017 | 451 | 1,211 |
| 2018 Year To Date | 240 | 505 |



To Serve & Protect

Initiatives

Shaping Our Future: Organizational Change Project



Working Committee

Thunder Bay Police Website:

MENU

- Breaking Barriers
- Shaping Our Future
- Systemic Updates
- Seven Youth Inquest Recommendations
- Inquest Support Card
- Social Media - Month at a Glance

BREAKING BARRIERS

We recognize that systemic barriers exist between indigenous people and the justice system which includes police. The work that goes into eliminating these barriers is an ongoing process. We have been strengthening our existing relationships within the community and listening to the concerns which have been raised.

The members of the Thunder Bay Police Service are dedicated to responding to the needs of everyone we serve. We need to continue on the path of building trust between our service and all members of our diverse community. We are committed to making a difference.

The Thunder Bay Police Service is proud to offer comprehensive examples regarding our efforts to address concerns around systemic racism and the building of relationships with all our community members. This page will provide ongoing updates on our progress.

- [Shaping Our Future - The Organizational Change Project](#)
- [7 Youth Inquest Updates](#)
- [Systemic Updates](#)
- [Social Media - Month at a Glance](#)



To Serve & Protect

Questions?



To Serve & Protect